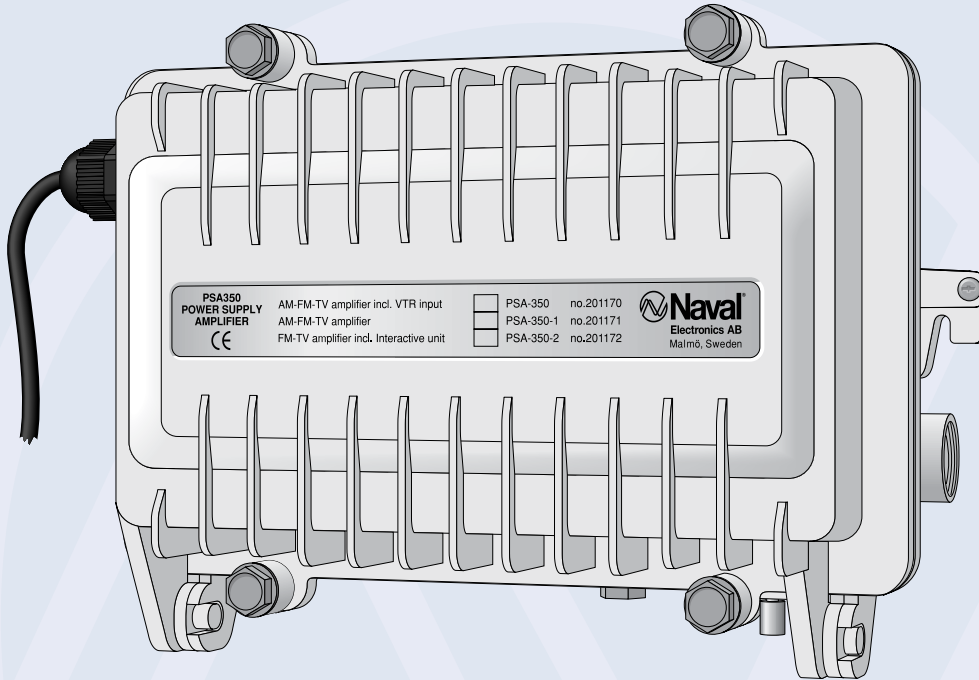


Line amplifier PSA 350-1/2

The PSA 350-1/2 line amplifier is designed to amplify radio and TV signals for distribution in a medium-sized network. PSA 350-1/2 with an additional RA-18 plug in module can also be used for interactive systems. The power supply accepts 117 and 230 VAC.

Like other Naval products, the PSA 350 series are designed to meet the special requirements of world-wide marine use. See overleaf for further details of specific applications.



Size: (H) 165 mm x (W) 230 mm x (D) 85 mm

TECHNICAL SPECIFICATIONS

General

Operation temperature range: -40 – +35 C°
 Indoor use only.
 Humidity: <95% non condensing
 EMC: EN 50083-2
 Safety: EN 60065
 Weight: 2.6 kg

Electrical

Input voltage: 117/230 V AC +10/-15%, 50-60 Hz
 Input/Output impedance: 75 ohm
 Connectors: 5/8-24 (F-adapters optional)
 Frequency range: 0.1-30, and 40-890 MHz
 Gain 40-890 MHz: Operating gain: Min. 30 dB
 Full gain: 34 dB
 Gain 0.1-26.5 MHz: Min. 15 dB
 Noise figure: Max. 7 dB
 Output level, 2 sign 60 dB IMA: Max. 120 dBμV

Output level at 129 NTSC chs (102 dBμV)

CSO: -55 dB Output level
 CTB: -50 dB
 XMOD: -57 dB
 Attenuation 0.1-30 MHz: 0-13 dB
 Attenuation 40-890 MHz: 0-18 dB
 Tilt adjustment 40-890 MHz: 0-18 dB

Return Loss: 20 dB at 40 MHz (-1.5 dB/octave)

Current consumption: 400 mA
 Attenuation 0.1-30 MHz: 0-13 dB
 Attenuation 40-890 MHz: 0-18 dB
 Tilt adjustment 40-890 MHz: 0-18 dB

RETURN/INTERACTIVE UNIT RA-15

Frequency range: 5-25 MHz
 Gain:* 15.5 dB*
 Attenuation: 0-13 dB
 Flatness: ±0.5 dB
 Fixed slope: 6±1 dB
 Output level (for reference): 105 dBμV 4chs
 Noise figure: 8 dB nor.
 Return loss: 15 dB



* 0 dB (RB-0A) return bridge 5-25 MHz can be supplied on special request

0009

Since 1971, the objective of Naval Electronics has been to offer the best possible products for TV and Radio reception at sea. Naval began with omnidirectional antennas and is the world leader in this field of technology today. Now, with an expanded product range, the name Naval means much more than antennas. Naval operates in more than 40 countries and has installations on thousands of vessels all over the world.

All specifications stated are subject to change without notice.



Naval Electronics AB

Höjrodergatan 18, SE-212 39 Malmö, Sweden

Tel. +46(0)40-29 20 45. Fax +46(0)40-18 74 13

E-mail: sales@naval.se Web: www.naval.se

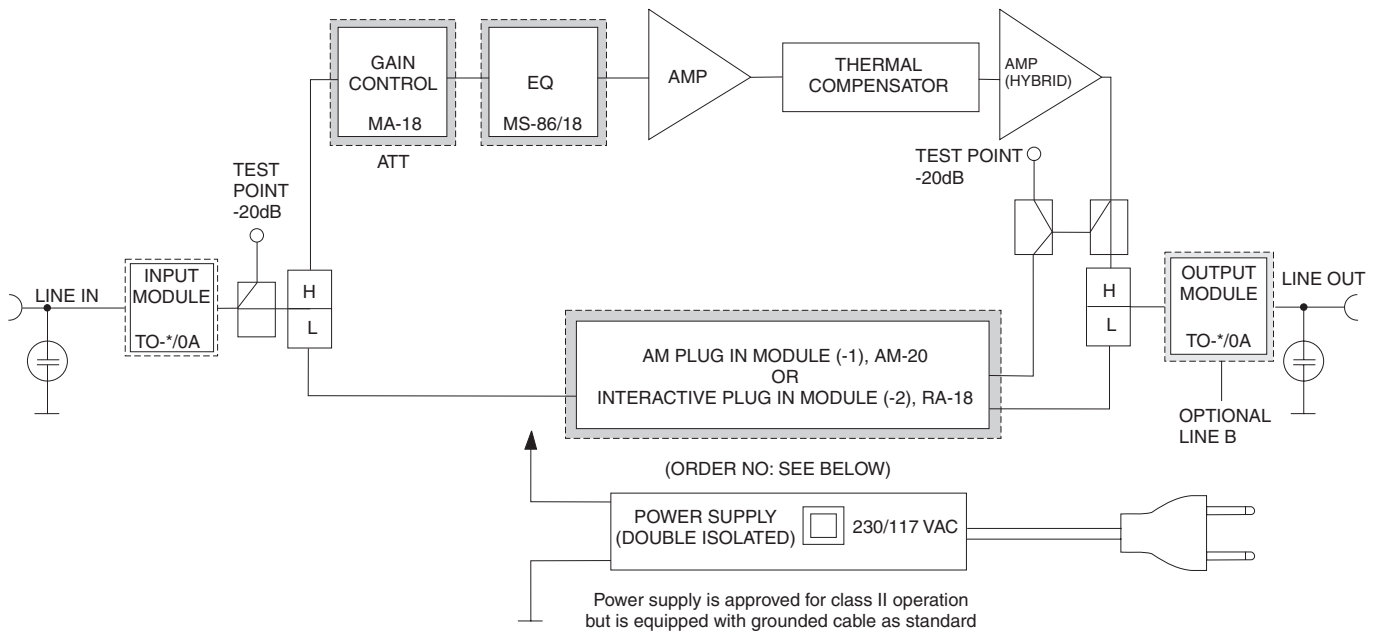


5004

Line amplifier PSA 350-1/2

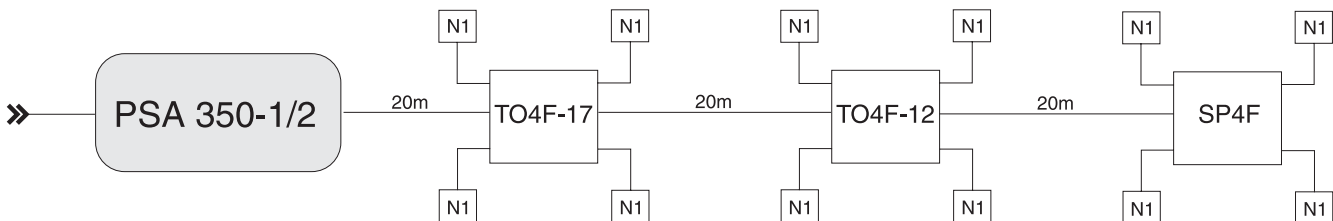
Examples of possible PSA 350 configurations
 The PSA 350 amplifier features low noise and is designed to operate in difficult conditions at sea, with wide variations in the input signal. The PSA

350 amplifier works well as a line amplifier with the AM plug in unit, or as a subamplifier in larger installations equipped with the CAS 3500 main system. The PSA 350 can also be used in an interactive system eg. Pay TV, videogames a.s.o



Use as line amplifier

The PSA 350 is also well suited as sub-amplifier in larger systems or as an interactive unit e.g for Pay TV a.s.o. In connection with main CAS amplifiers.



Description	Order No.	Type
PSA 350-1	201.171	AM-FM-TV Line amplifier
PSA 350-2	201.172	FM-TV Line amplifier incl. interactive unit eg. RA-18B
PSA 350-3	201.173	FM-TV Line amplifier incl. return bridge eg. RB-0A
Shippingweight: 2.9 kg		Standard package: 1, Volume: 4 dm ³